



This activity book belongs to

Cowboys - Indians






# Cowboys and Indians

## Who were the cowboys and Indians?

At the beginning of the **19th century**, many Europeans set out for America, looking for cheap land or a new life.

It was the time of the "**gold rush**", railways, the cavalry and the cowboys. It was also when **cowboys and Indians went to war**. The Indians rebelled against the cowboys, who wanted to take their hunting territory and destroy their way of life.



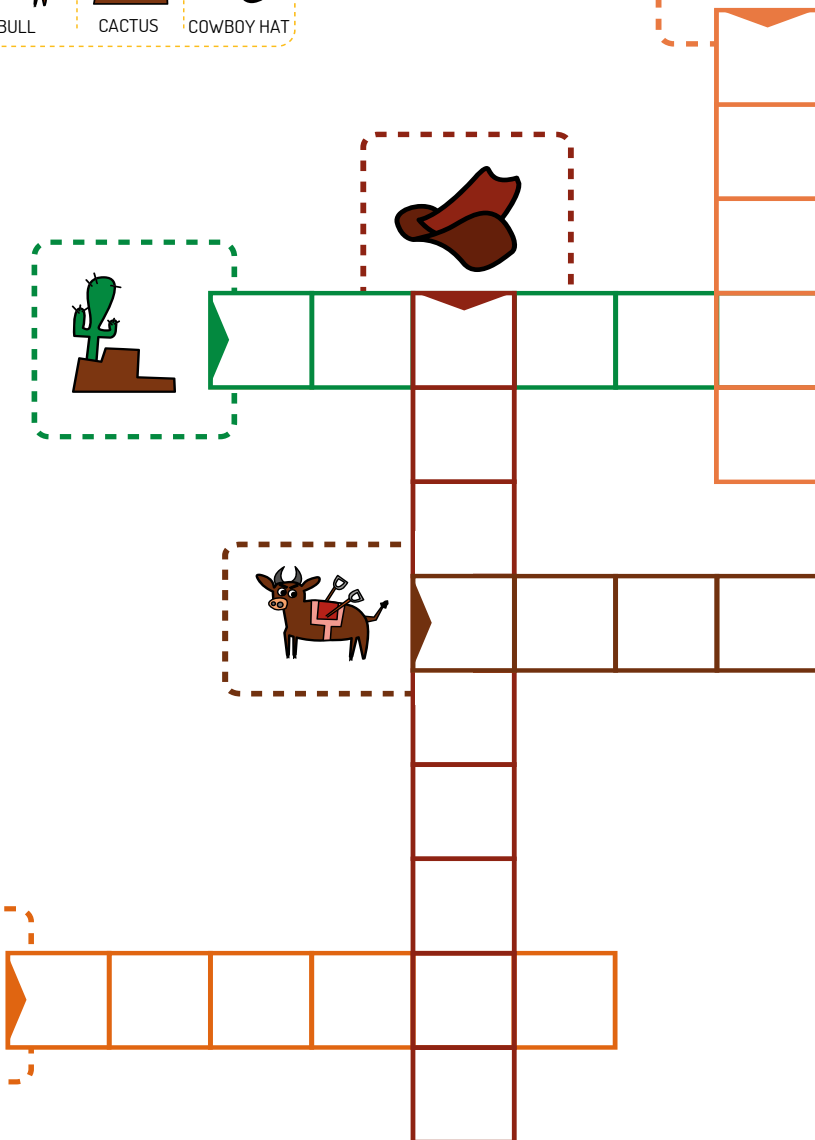







# Crossword

You will need:

 1 pen

Fill in the spaces in the crossword with the words from the boxes underneath.





Write

You will need:

 1 pen

Complete the following sentences.

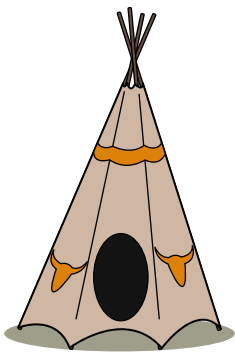
A ..... belongs to a bird.

A ..... is used to catch cattle.

An Indian sleeps in a .....

You wear a ..... on your head.

A ..... grows in the desert.




teepee




cowboy hat



feather



cactus






lasso




# Learn to draw

You will need:


-  Pencil
-  Rubber
-  Crayons

Draw a little horse, following the steps.


1




2



3



4






# Count

You will need:

 1 pen


Work out the following problems.



An Indian wants to decorate his horse with paint. He draws 3 hands, 5 circles, 7 crosses and 9 feathers.

**How many shapes did he draw on his horse?**

---



3 horses are standing in front of the saloon. An hour later, 2 more arrive, and 1 leaves.


**How many horses are left?**

---



# Cut and stick

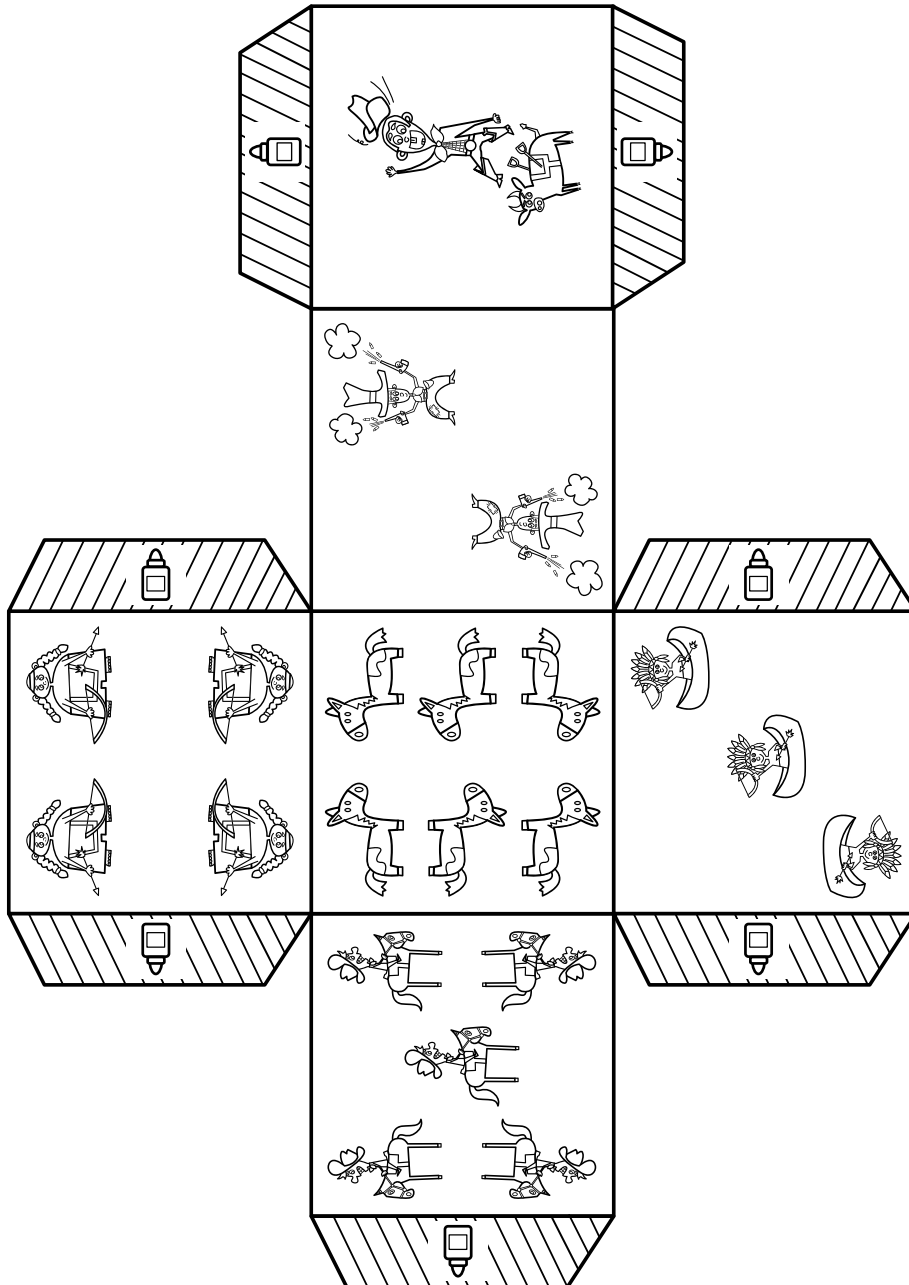
## You will need:

 1 pair of scissors  
Get an adult to help you use scissors

 Crayons

 Adhesive

Colour in the shape, cut it out and fold it into a cube. Then put glue on the flaps and stick it together.






Colour in without going over the lines

You will need:



Fill in each section with the right colour.



- 1
- 2
- 3
- 4
- 5
- 6
- 7



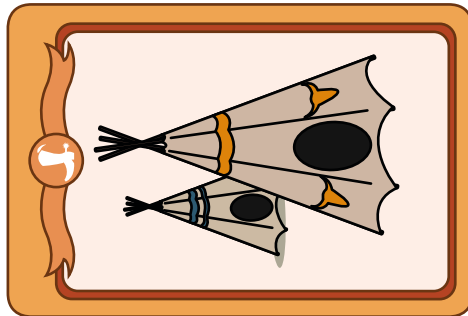
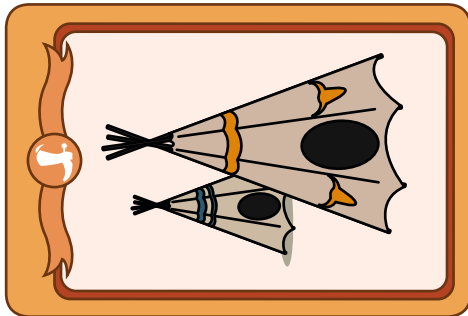








# Train your memory

## You will need:

- ✂ 1 pair of scissors  
Get an adult to help you use scissors

Make a memory game. Cut out the pictures then stick each one onto card. Find the pairs by turning the cards over, one after the other. You can play this by yourself or with other people. If you have already used other Bic Kids universes, you can collect the cards from the different worlds to make the game harder.






## Read and connect

You will need:


 1 pen

Draw a line linking the description with the matching Cowboys and Indians item.



*Sheriff's star*

The Sheriff pins me to his jacket, to show everyone in the town that he is the sheriff.




*Tepee*

I have a triangular shape and Indians use me as their house.



*Bale of hay*

I am food for horses in winter.



*Saloon*

I am the place where cowboys meet at the end of the day.



# Spot the Difference

You will need:

 1 pen

Can you spot the seven differences between these cowboys? Put a red cross on the picture on the right.

