




Aktivite defteri

Kediler ve köpekler







Kediler ve köpekler


Kediler ve köpekler kimlerdir?

Kediler ve köpekler özellikle yavruyken çok küçük olan **evcil hayvanlardır**. Bunlar **sahiplerinin onları okşamasından hoşlanan** çok yumuşak tüylü hayvanlardır. Köpek hem bir iş arkadaşı (koku alma duyusu sayesinde), hem bir refakatçi iken, kedi sadece refakatçi bir hayvandır.






Peki ya sen, bir kedin mi var, yoksa köpeğin mi?



Gerekenler:

 1 kalem




Gölgeyi karřılık gelen resimle birleřtir.



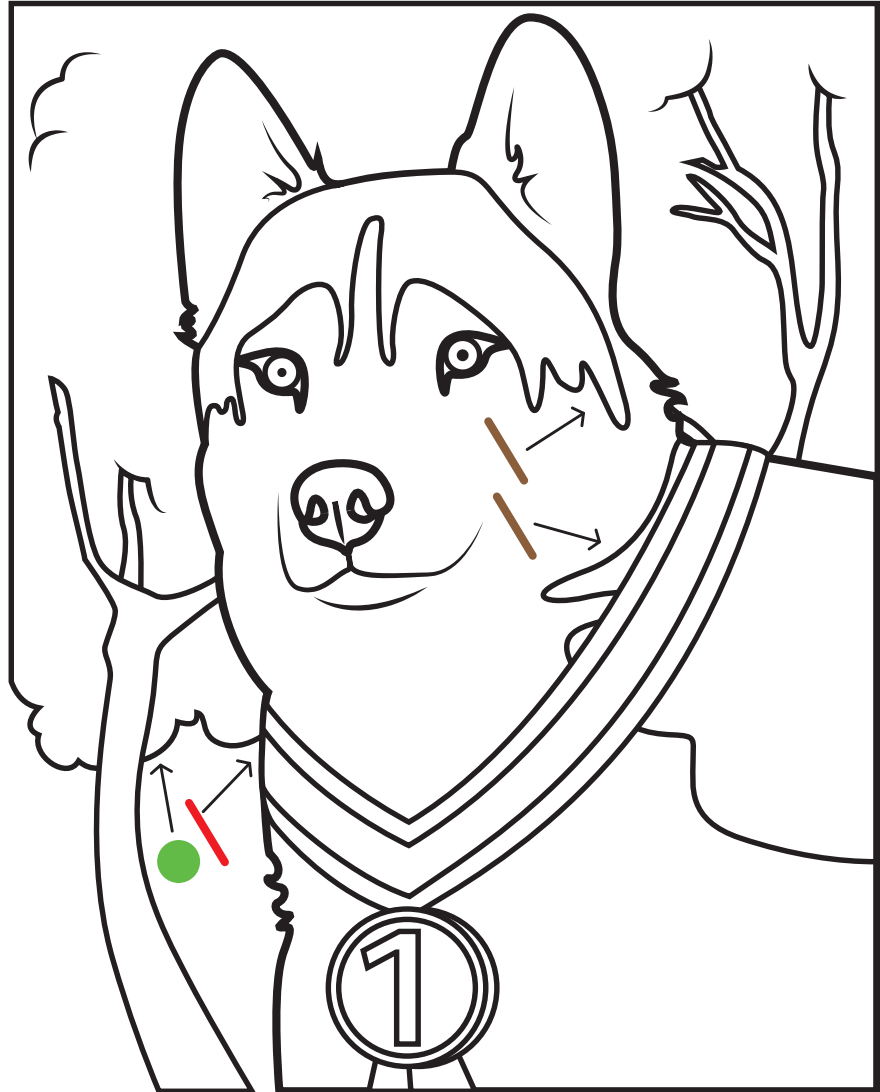



Renkleri öğrenme ve boyama

Gerekenler:

-  Suluboya kalemleri
-  Fırça
-  Su




Modeldeki gibi köpeği ve çevresini süsle.






Çizmeyi öğren

Gerekenler:


-  Kalem
-  Silgi
-  Boya kalem

Adımları izleyerek bir kedi çiz.


1




2




3



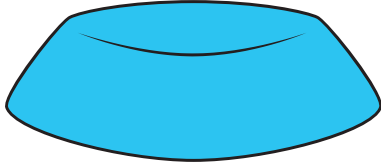
4

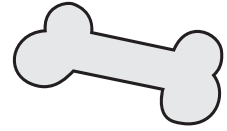
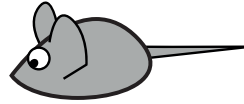



Gerekenler:

 1 kalem

Her tiredeki kedi ve köpek dünyasına ait eşya sayısını göster ve en büyük sayıyı içeren etiketini işaretle.

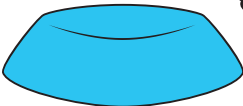




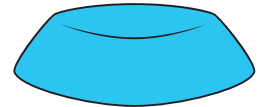






1









Labirent

Gerekenler:

-  Kalem
-  Silgi

Kediyi yün yumağına götür.



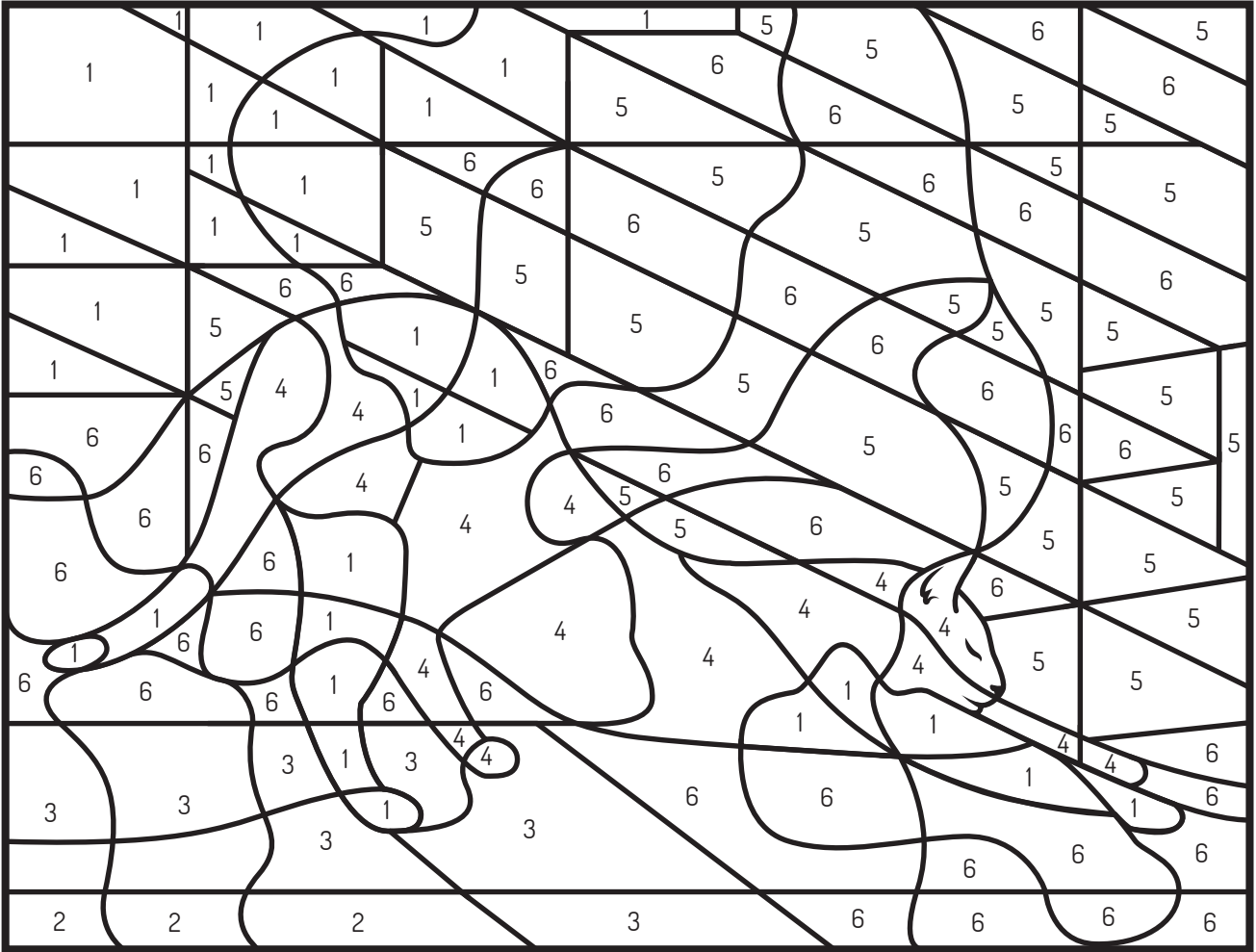


Taşırmadan boyama

Gerekenler:

Keçeli kalemler

Her kutuyu doğru renkle boya.







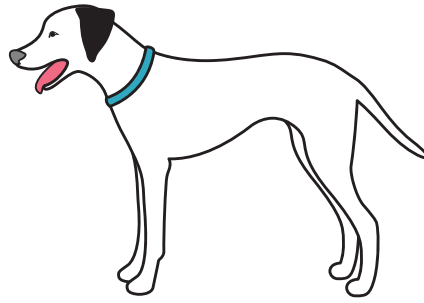




Bul

Gerekenler:

 1 kalem



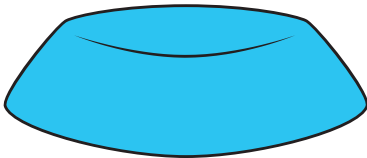

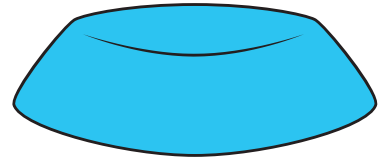



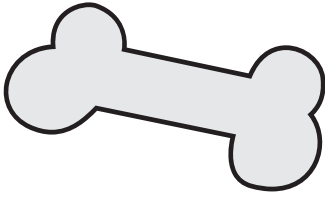
Modele benzeyen köpeği işaretle.



Gerekenler:

 1 kalem

İki benzer nesneyi birleřtir.





Gözlemle

Gerekenler:

 1 kalem

Sağdaki resimle aradaki altı farkı kırmızı bir çarpı ile işaretle.

