




Dieses Mitmachbuch gehört

Blank space for writing a name, with a dashed line for a first name and a solid line for a last name.

Hunde und Katzen







# Hunde und Katzen

## Unsere liebsten Haustiere: Hunde und Katzen

Hunde und Katzen sind **Haustiere**, die, wenn sie noch klein sind ganz besonders niedlich sind. Sie haben ein kuscheliges Fell und **lieben es, von ihrem Herrchen oder Frauchen gestreichelt zu werden.**

Hast du einen Hund oder eine Katze?








# Zuordnen

Du brauchst:

 1 Stift




Verbinde die Schatten auf der linken Seite mit den dazugehörigen Bildern auf der rechten Seite.



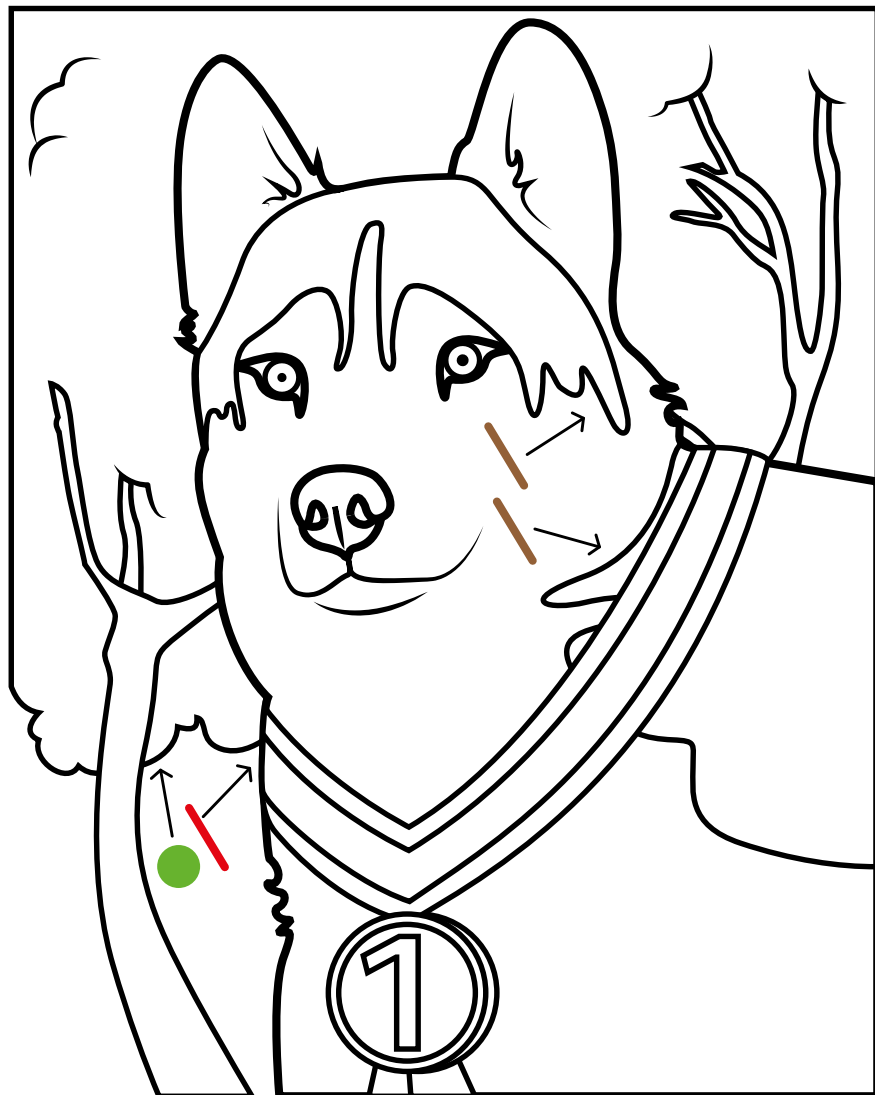


# Farben lernen und malen

Du brauchst:

-  Aquarell-Buntstifte
-  Pinsel
-  Wasser

Verziere den Hund und den Hintergrund wie auf dem Bild oben links gezeigt.






# Zeichnen lernen

Du brauchst:


-  Bleistift
-  Radiergummi
-  Buntstifte

Zeichne Schritt für Schritt eine Katze.


1




2



3



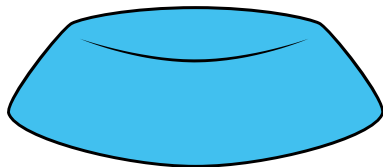

4



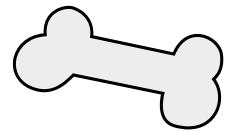
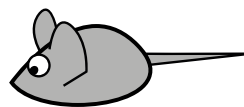
Du brauchst:

1 Stift


Schreibe auf jede Linie die Anzahl der Objekte aus der Welt der Hunde und Katzen und male einen Kreis um das Feld, in dem die meisten Objekte sind.




\_\_\_\_\_



\_\_\_\_\_

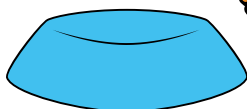



\_\_\_\_\_



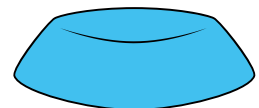


1

\_\_\_\_\_



\_\_\_\_\_





\_\_\_\_\_

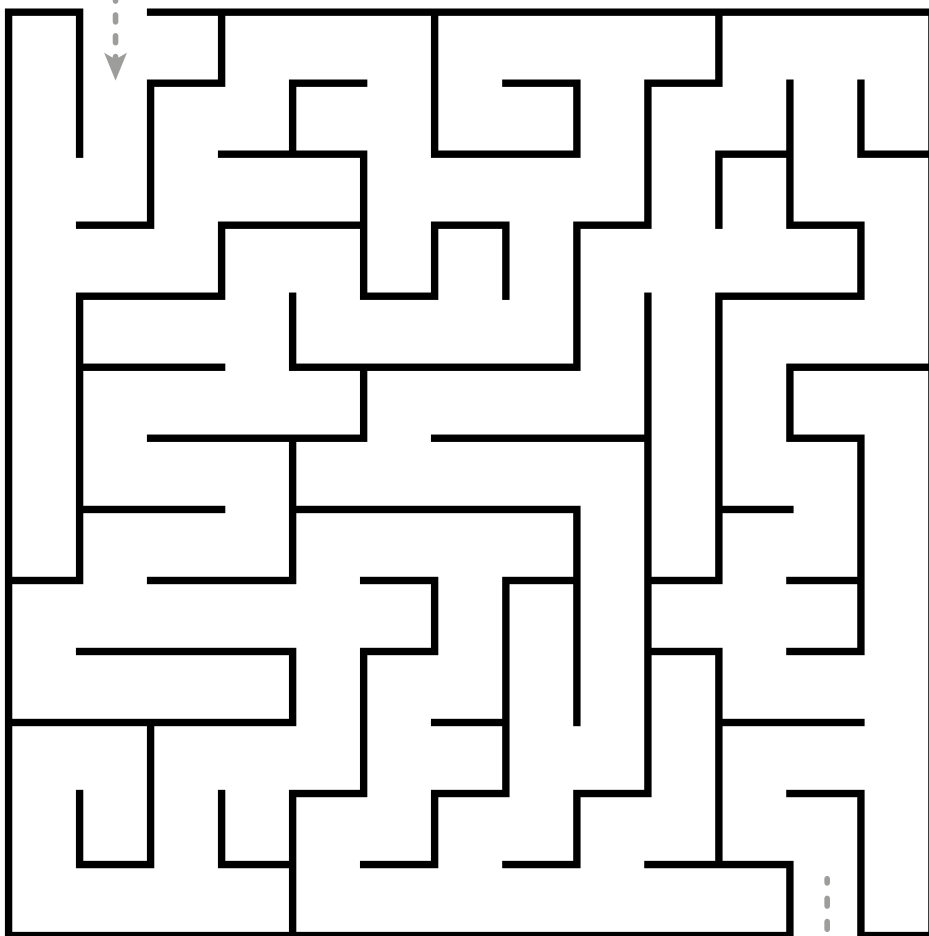



# Labyrinth

Du brauchst:

-  Bleistift
-  Radiergummi

Verbinde die Katze und ihr Wollknäuel mit einer Linie.



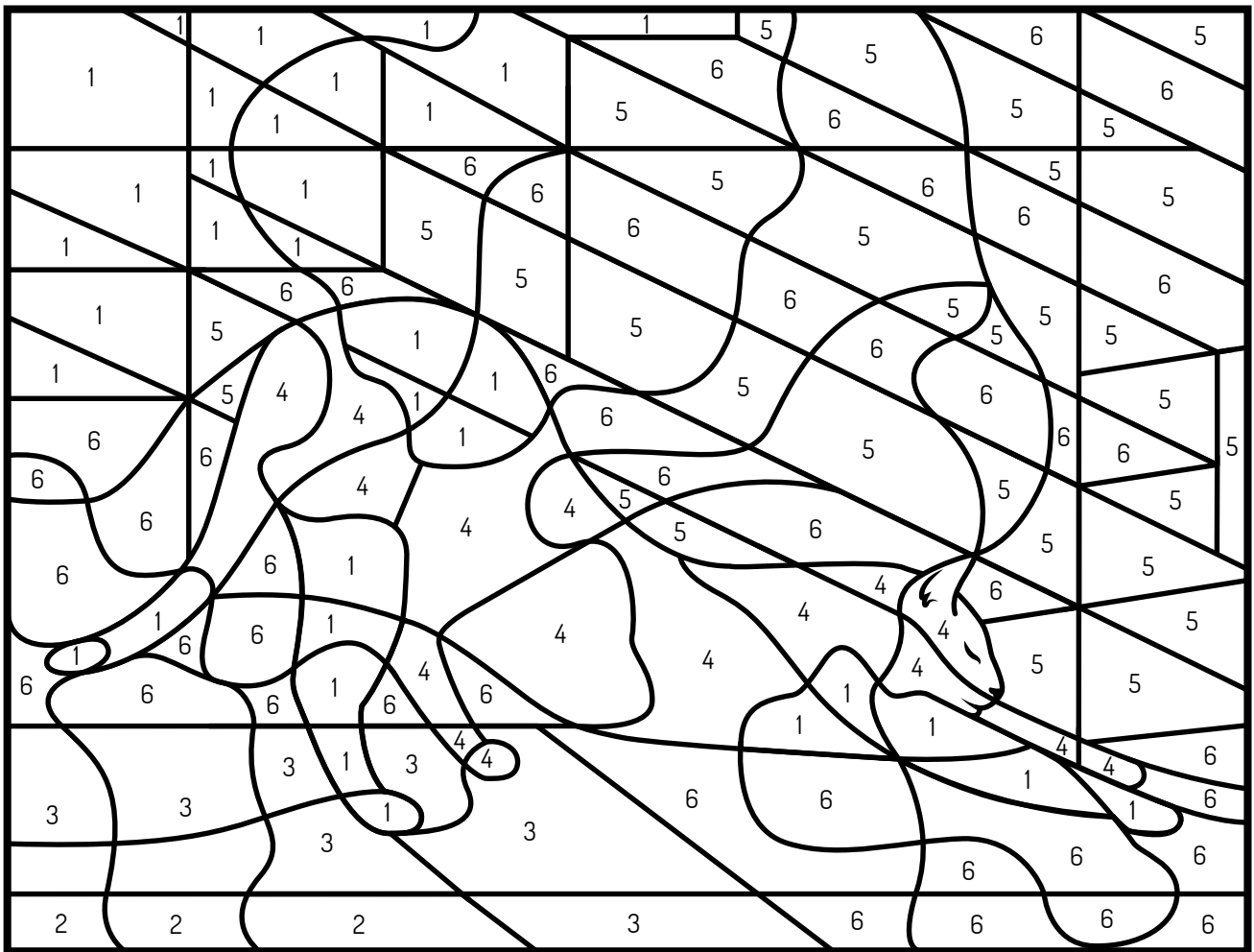


# Ausmalen ohne Übermalen

Du brauchst:



Male jedes Feld mit der richtigen Farbe aus.














# Suchen und finden

Du brauchst:

 1 Stift

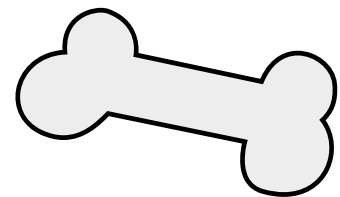
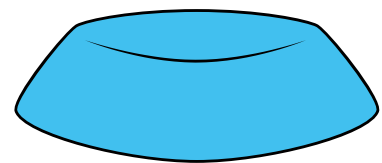





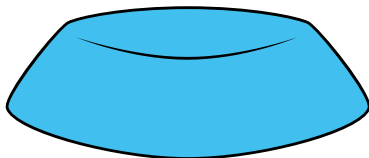

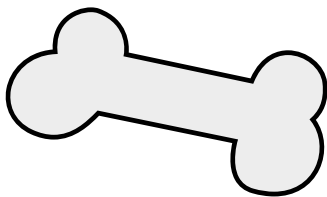
Male einen Kreis um den Hund, der genauso aussieht wie sein oben abgebildeter Zwillingbruder.



Du brauchst:

 1 Stift

Verbinde die gleichen Objekte mit einer Linie.





## Unterschiede erkennen

Du brauchst:

 1 Stift

Markiere die sechs Unterschiede zwischen dem rechten und dem linken Bild mit einem roten Kreuz.

