

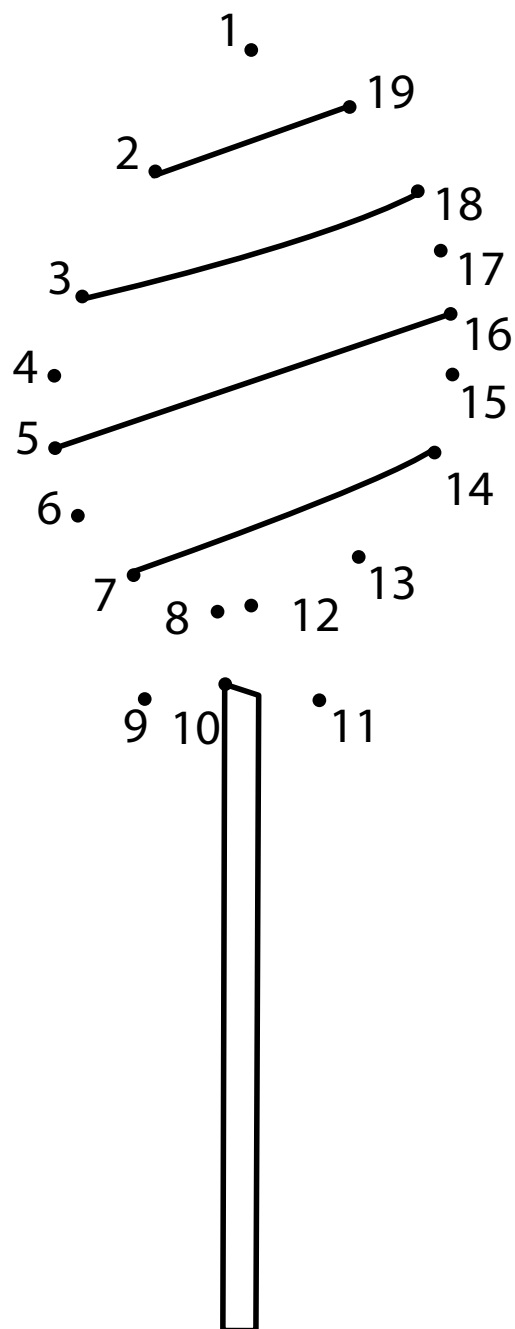


You will need:

 Pencil


## Numbers and letters

Join the numbered dots in the right order.






You will need:

 Crayons

## Writing exercise


Colour along the dotted lines and complete the drawing.







You will need:

 Pencil

## Writing exercise

Write in capital letters and small letters

C C C . . . . .


C C C . . . . .

c c c . . . . .

c c c . . . . .



You will need:

 Crayons

## Writing exercise

Colour the letters "A a" in red and the letters "B b" in green  
in the following words, as shown in the example.

Balloon

Parcel

Celebrate

Candle

Cake

Party




Invitation

Ribbon

Ice cream




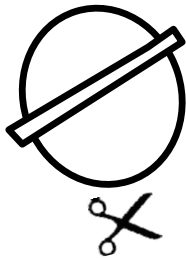


You will need:

-  1 pair of scissors  
Get an adult to help you use scissors
-  Adhesive
-  Crayons

## Cutting

Cut out the shapes below, and stick them in the right place.


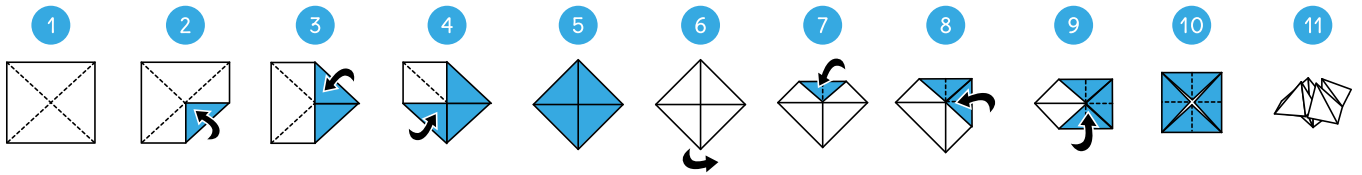




You will need:

- ✂ 1 pair of scissors
- Get an adult to help you use scissors

# Folding


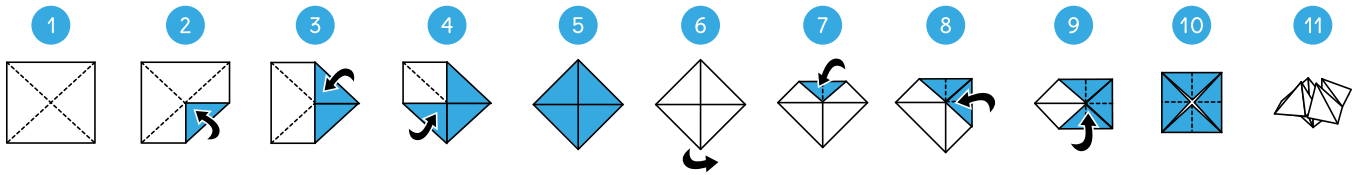




You will need:

- ✂ 1 pair of scissors
- Get an adult to help you use scissors

# Folding






*You will need:*

- ✂ 1 pair of scissors
- Get an adult to help you use scissors


## Mask

Cut out carefully, following the line. Attach some string to the smaller holes so you can wear your new mask!





*You will need:*

 1 pair of scissors  
Get an adult to help you use scissors

 Felt-tips

## Mask

Colour in, then cut out carefully, following the line. Attach some string to the smaller holes so you can wear your new mask!

